



# CATALOGO GENERAL





RESPETO POR EL MEDIOAMBIENTE  
RESPECT FOR THE ENVIRONMENT  
RESPECT POUR L'ENVIRONNEMENT



tecnalia Inspiring Business

certifire

warrington certification



La marca de la gestión forestal responsable  
FSC® C106585



POLITÉCNICA

Descargue nuestras certificaciones en la web...  
Download our certifications on the website...  
Téléchargez nos certifications sur le website...

[www.uniarte.es](http://www.uniarte.es)



# PUERTAS DOORS / PORTES



## Puertas UNiARTE

En el año 1990 nace UNiARTE producto del desarrollo de una nueva visión y enfoque en la fabricación de puertas. La puerta pasa de ser un elemento de la construcción a ser una parte importante en la decoración.

Hoy esa tradición y evolución de la puerta artesana se consolida en la fabricación de puertas con la más alta tecnología, permitiendo suministros diarios a todo el mercado nacional y a cualquier parte del mundo.

Bienvenidos a UNiARTE Doors, empresa del grupo UNIDOORS.

### UNiARTE doors

In the year 1990, UNiARTE was born as a result of the development of a new vision and focus in the manufacture of doors. The door goes from being an element of construction to being an important part in decoration.

Today that tradition and evolution of the artisanal door is consolidated in the manufacture of doors with the highest technology, allowing daily supplies to the entire national market and to any part of the world.

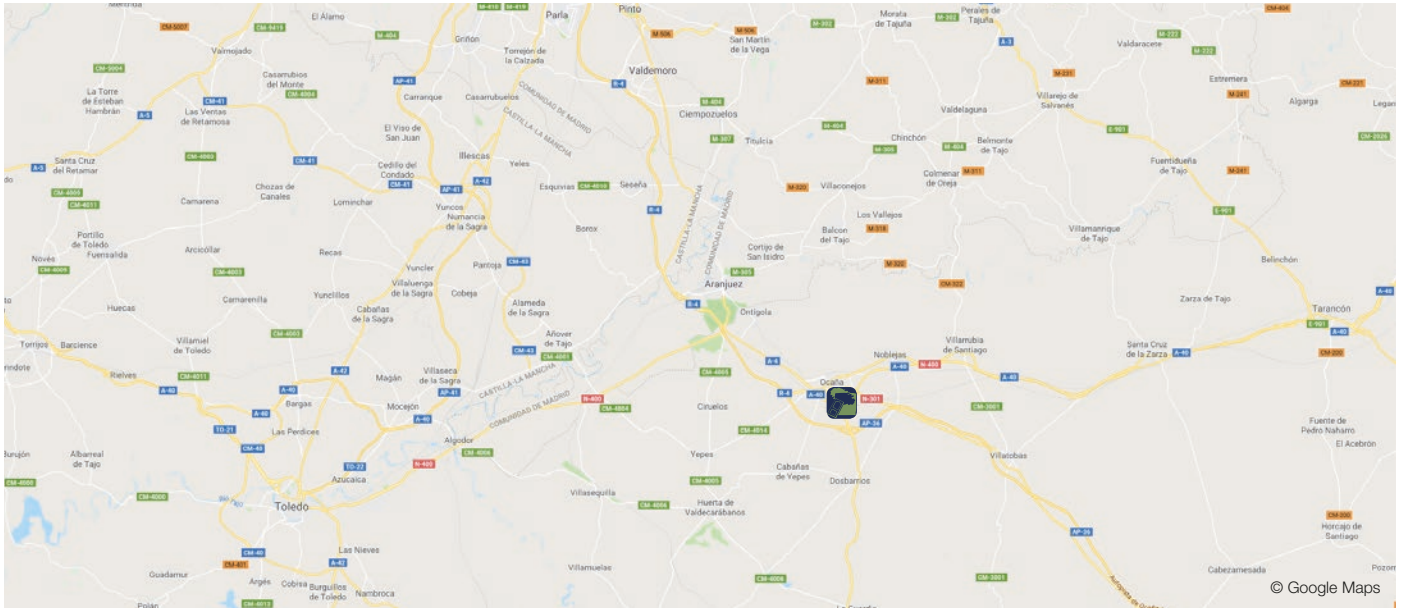
Welcome to UNiARTE Doors, company of the UNIDOORS group.

### Portes UNiARTE

En 1990, UNiARTE est né du développement d'une nouvelle vision et d'une nouvelle orientation dans la fabrication des portes. La porte, élément de construction, devient un élément important de la décoration.

Aujourd'hui, cette tradition et cette évolution de la porte artisanale se sont consolidées dans la fabrication de portes à la pointe de la technologie, permettant ainsi un approvisionnement quotidien sur l'ensemble du marché national et de n'importe quelle partie du monde.

Bienvenue chez UNiARTE Doors, société du groupe UNIDOORS.



Autovía A4, km.64,500,  
45300 Ocaña (Toledo)

Tel. +34 925 157 500  
Fax +34 925 131 639  
uniarte@uniarte.es

[www.uniarte.es](http://www.uniarte.es)

La información, imágenes, texturas y todo el contenido en el presente catalogo son propiedad de UNIARTE Doors S.L. quedando prohibida por tanto toda reproducción total o parcial de la misma sin su previa y expresa autorización. La información puede ser modificada o actualizada sin previo aviso. UNIARTE Doors S.L. puede asimismo implementar mejoras y/o cambios en productos y/o contenidos descritos en estas páginas en cualquier momento y sin aviso previo. La información provista, tiene carácter meramente ilustrativo y referencial, no publicitario ni contractual. Todas las características de los productos contenidos en el presente catalogo deberán ser consultados en forma previa a la concertación de cualquier operación.

The information, images, textures and all the contents in this catalog are property of UNIARTE Doors S.L. therefore, any total or partial reproduction thereof without its prior and express authorization is prohibited. The information may be modified or updated without prior notice. UNIARTE Doors S.L. You can also implement improvements and / or changes in products and / or content described in these pages at any time and without prior notice. The information provided is merely illustrative and referential, not advertising or contractual. All the characteristics of the products contained in this catalog must be consulted prior to the conclusion of any operation.

Les informations, images, textures et tous les contenus de ce catalogue sont la propriété de UNIARTE Doors S.L. par conséquent, toute reproduction totale ou partielle de celle-ci sans son autorisation préalable et expresse est interdite. Les informations peuvent être modifiées ou mises à jour sans préavis. UNIARTE Doors S.L. Vous pouvez également mettre en œuvre des améliorations et / ou des modifications des produits et / ou du contenu décrits dans ces pages à tout moment et sans préavis. Les informations fournies sont purement illustratives et référentielles et non publicitaires ou contractuelles. Toutes les caractéristiques des produits contenus dans ce catalogue doivent être consultées avant la conclusion de toute opération.



PUERTA PLANA CHAPADA EN MADERA NATURAL . . . . .	6-27
Puerta lisa . . . . .	9
Puerta faja vertical . . . . .	10
Puerta lisa transversal . . . . .	11
Puerta cruzada H . . . . .	12
Puerta pantografiada VL3 . . . . .	13
Puerta pantografiada VX3 . . . . .	14
Puerta pantografiada VP3 . . . . .	15
Puerta pantografiada MX4 . . . . .	16
Puerta pantografiada VT5 . . . . .	17
Puerta pantografiada VP6 . . . . .	18
PUERTA PLAFONADA EN MADERA NATURAL . . . . .	28-35
Puerta plafonada clásica-12 . . . . .	30
Puerta plafonada clásica-22 . . . . .	31
Puerta plafonada clásica-32 . . . . .	32
PUERTA PLANA LACADA . . . . .	36-51
Puerta lisa . . . . .	39
Puerta pantografiada U-VL3 . . . . .	40
Puerta pantografiada U-VX3 . . . . .	41
Puerta pantografiada U-VP3 . . . . .	42
Puerta pantografiada U-MX4 . . . . .	43
Puerta pantografiada U-VT5 . . . . .	44
Puerta pantografiada U-VP6 . . . . .	45
PUERTA CLASICA Y MODERNA LACADAS . . . . .	52-55
Puerta clásica lacada U12-ND . . . . .	52
Puerta clásica lacada U22-ND . . . . .	53
Puerta moderna lacada U03-ND . . . . .	54
Puerta moderna lacada U04-ND . . . . .	55
PUERTA MOLDED . . . . .	56-63
Puerta molded Carrara . . . . .	58
Puerta molded 2 paneles curvo . . . . .	59
Puerta molded 3 paneles . . . . .	60
Puerta molded 4 paneles . . . . .	61
Puerta molded Pant-5 . . . . .	62
Puerta molded 6 paneles . . . . .	63
PUERTA LAMINADA . . . . .	64-69
Puerta lisa . . . . .	66
Puerta lisa transversal . . . . .	67
Muestrario de laminados . . . . .	69
ARMARIOS / PUERTAS CORREDERAS . . . . .	70-71
PUERTAS RFs Y ACÚSTICAS . . . . .	72-73
CERCOS Y MOLDURAS . . . . .	74-75
MANILLAS DE PUERTAS . . . . .	76-77
DETALLES . . . . .	78-79

DOOR PLATED IN NATURAL WOOD . . . . .	6-27
DOOR PLAFONED IN NATURAL WOOD . . . . .	28-35
LACQUERED SMOOTH DOOR . . . . .	36-51
CLASSIC AND MODERN DOOR LACQUERED . . . . .	52-55
MOLDED DOOR . . . . .	56-63
LAMINATED DOOR . . . . .	64-69
WARDROVE / SLIDING DOORS . . . . .	70-71
RF AND ACOUSTIC DOORS . . . . .	72-73
FENCES AND MOLDINGS . . . . .	74-75
DOOR HANDLES . . . . .	76-77
DETAILS . . . . .	78-79

PORTE PLAQUÉE EN BOIS NATUREL . . . . .	6-27
PORTE PLAQUÉE EN BOIS NATUREL . . . . .	28-35
PORTE LAQUÉE LISSE . . . . .	36-51
PORTE CLASSIQUE ET MODERNE LAQUE . . . . .	52-55
PORTE MOULEE . . . . .	56-63
PORTE LAMINÉE . . . . .	64-69
ARMOIRES / PORTES COULISSANTES . . . . .	70-71
PORTES RF ET ACOUSTIQUES . . . . .	72-73
CLÔTURES ET MOULURES . . . . .	74-75
POIGNÉES DE PORTE . . . . .	76-77
DÉTAILS . . . . .	78-79







# PUERTA PLANA CHAPADA EN MADERA NATURAL

DOOR PLATED IN NATURAL WOOD / PORTE PLAQUÉE EN BOIS NATUREL





# PUERTA PLANA CHAPADA EN MADERA NATURAL

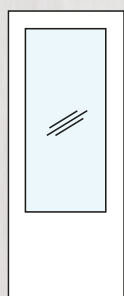


L / 1V

L / 4V-B



L / MZ



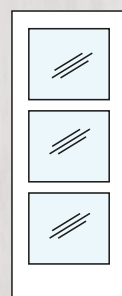
L / 1V



L / 1V-B



L / 3V



L / 3V-B



L / 4V-B

SMOOTH DOOR

PORTE LISSE


MODELO L  
PUERTA LISA



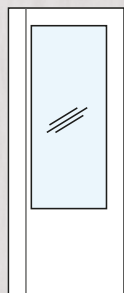
LF / MZ



LF / 1V



LF / MZ



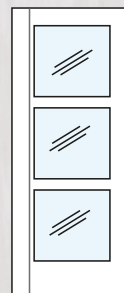
LF / 1V



LF / 1V-B



LF / 3V



LF / 3V-B



LF / 4V-B

**MODELO LF**  
PUERTA FAJA VERTICAL

*VERTICAL STRIP DOOR*  
*PORTE À BANDE VERTICALE*



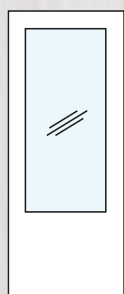
# PUERTA PLANA CHAPADA EN MADERA NATURAL



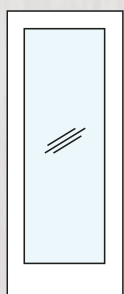
LT / 3V-B



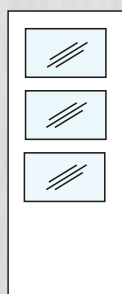
LT / MZ



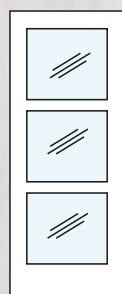
LT / 1V



LT / 1V-B



LT / 3V



LT / 3V-B



LT / 4V-B

TRANSVERSE SMOOTH DOOR

PORTE TRANSVERSALE LISSE

MODELO **LT**


PUERTA LISA TRANSVERSAL



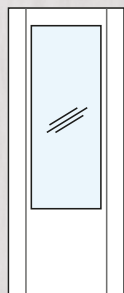
LXT / MZ



LXT / 4V-B



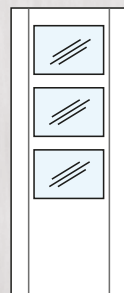
LXT / MZ



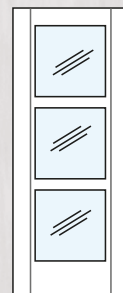
LXT / 1V



LXT / 1V-B



LXT / 3V



LXT / 3V-B



LXT / 4V-B

MODELO **LXT**  
PUERTA CRUZADA H

*H CROSS DOOR*  
*PORTE CROISÉE H*




# PUERTA PLANA CHAPADA EN MADERA NATURAL



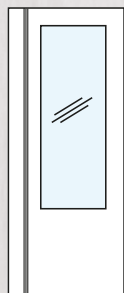
VL3 / MZ



VL3 / 3V



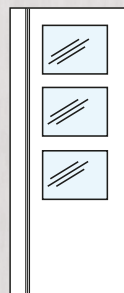
VL3 / MZ



VL3 / 1V



VL3 / 1V-B



VL3 / 3V



VL3 / 3V-B



VL3 / 4V-B

PANTOGRAPHED DOOR·VL3

PORTE PANTOGRAPHIÉE·VL3

MODELO VL3


PUERTA PANTOGRAFIADA·VL3



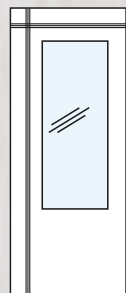
VX3 / MZ



VX3 / 3V



VX3 / MZ



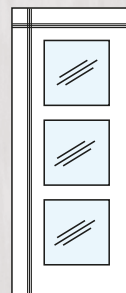
VX3 / 1V



VX3 / 1V-B



VX3 / 3V



VX3 / 3V-B



VX3 / 4V-B

**MODELO VX3**

PUERTA PANTOGRAFIADA·VX3

PANTOGRAPHED DOOR·VX3

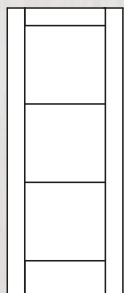
PORTE PANTOGRAPHIÉE·VX3



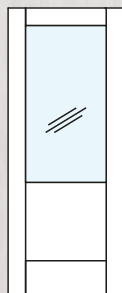
# PUERTA PLANA CHAPADA EN MADERA NATURAL



VP3 / MZ



VP3 / MZ



VP3 / 1V


PANTOGRAPHED DOOR·VP3

PORTE PANTOGRAPHIÉE·VP3


MODELO VP3  
PUERTA PANTOGRAFIADA·VP3



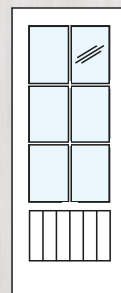
MX4 / 1V



MX4 / MZ



MX4 / 1V



MX4 / 6V

## MODELO MX4

PUERTA PANTOGRAFIADA·MX4

PANTOGRAPHED DOOR·MX4


PORTE PANTOGRAPHIÉE·MX4



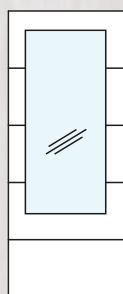
# PUERTA PLANA CHAPADA EN MADERA NATURAL



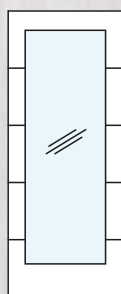
VT5 / MZ



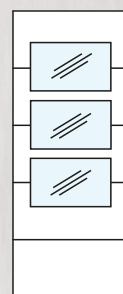
VT5 / MZ



VT5 / 1V



VT5 / 1V-B



VT5 - 3V-B



VT5 / 4V-B

PANTOGRAPHED DOOR·VT5

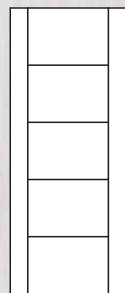
PORTE PANTOGRAPHIÉE·VT5

MODELO VT5  
PUERTA PANTOGRAFIADA·VT5

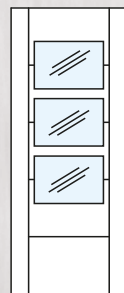


VP6 / MZ

VP6 / 3V-B



VP6 / MZ



VP6 / 3V-B

**MODELO VP6**  
PUERTA PANTOGRAFIADA · VP6

*PANTOGRAPHED DOOR · VP6*  
*PORTE PANTOGRAPHIÉE · VP6*




# PUERTA PLANA CHAPADA EN MADERA NATURAL

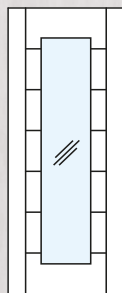


VP7 / MZ

VP7 / 1V-B



VP7 / MZ



VP7 / 1V-B

PANTOGRAPHED DOOR·VP7

PORTE PANTOGRAPHIÉE·VP7


MODELO VP7

PUERTA PANTOGRAFIADA·VP7

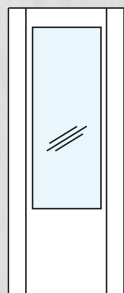


VP1 / 3V

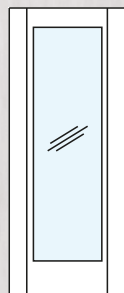
VP1 / 4V-B



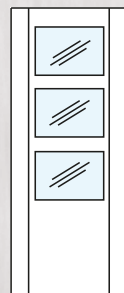
VP1 / MZ



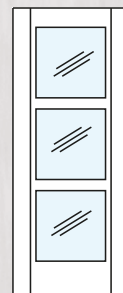
VP1 / 1V



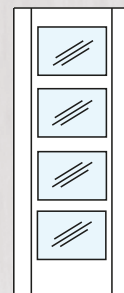
VP1 / 1V-B



VP1 / 3V



VP1 / 3V-B



VP1 / 4V-B

**MODELO VP1**

PUERTA PANTOGRAFIADA·VP1

PANTOGRAPHED DOOR·VP1

PORTE PANTOGRAPHIÉE·VP1




# PUERTA PLANA CHAPADA EN MADERA NATURAL



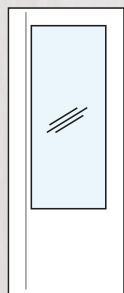
L-IN-1 / MZ



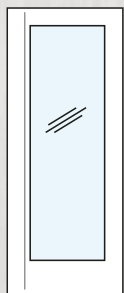
L-IN-1 / 3V



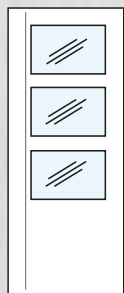
L-IN-1 / MZ



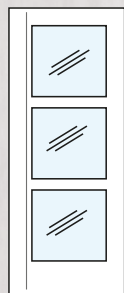
L-IN-1 / 1V



L-IN-1 / 1V-B



L-IN-1 / 3V



L-IN-1 / 3V-B



L-IN-1 / 4V-B

INLAID SMOOTH DOOR·L-IN-1

PORTE LISSE INCRUSTÉE·L-IN-1

MODELO L-IN-1

PUERTA LISA CON INCRUSTACIONES·L-IN-1






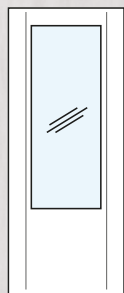
VML1 / MZ



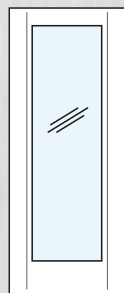
VML1 / 4V-B



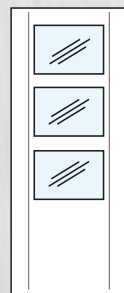
VML1 / MZ



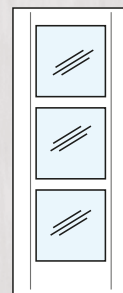
VML1 / 1V



VML1 / 1V-B



VML1 / 3V



VML1 / 3V-B



VML1 / 4V-B

**MODELO VML1**

PUERTA LISA CON INCRUSTACIONES·VML1

*INLAID SMOOTH DOOR·VML1*

*PORTE LISSE INCRUSTÉE·VML1*




# PUERTA PLANA CHAPADA EN MADERA NATURAL



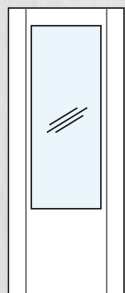
VHL1 / 3V-B



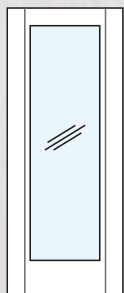
VHL1 / 4V-B



VHL1 / MZ



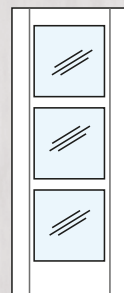
VHL1 / 1V



VHL1 / 1V-B



VHL1 / 3V



VHL1 / 3V-B



VHL1 / 4V-B

*INLAID CROSS DOOR·VHL1*

*PORTE CROISÉE INCRUSTÉE·VHL1*

**MODELO VHL1**

*PUERTA CRUZADA CON INCRUSTACIONES·VHL1*





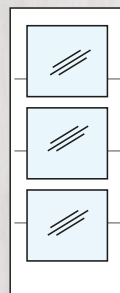
T-IN-3 / MZ



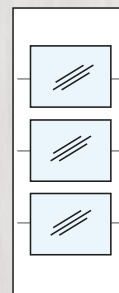
T-IN-3 / 3V-B



T-IN-3 / MZ



T-IN-3 / 3V



T-IN-3 / 3V-B

**MODELO T-IN-3**

PUERTA TRANSVERSAL INCRUSTACIÓN·T-IN-3

*INLAID TRANSVERSE DOOR·T-IN-3*

*PORTE TRANSVERSALE INCRUSTÉE·T-IN-3*




# PUERTA PLANA CHAPADA EN MADERA NATURAL

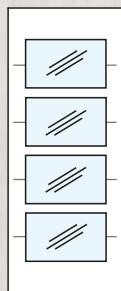


VMT5 / MZ

VMT5 / 4V-B



VMT5 / MZ



VMT5 / 4V-B

*INLAID TRANSVERSE DOOR-VMT5*

*PORTE TRANSVERSALE INCRUSTÉE-VMT5*


**MODELO VMT5**

*PUERTA TRANSVERSAL INCRUSTACIÓN-VMT5*



LG / 3V

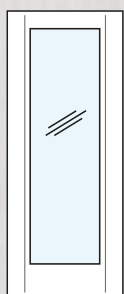
LG / 4V-B



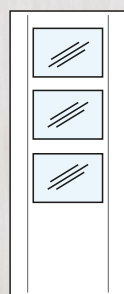
LG / MZ



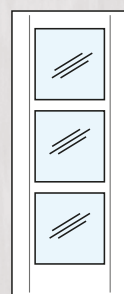
LG / 1V



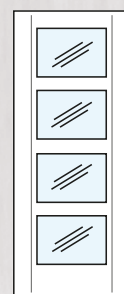
LG / 1-VB



LG / 3V



LG / 3V-B



LG / 4V-B

**MODELO LG**  
 PUERTA LISA CON GRECA

*SMOOTH DOOR INLAID LIGHT WOOD*  
 PORTE LISSE EN BOIS CLAIR MARQUETÉ




# PUERTA PLANA CHAPADA EN MADERA NATURAL



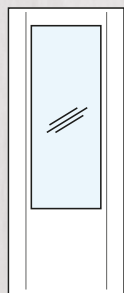
LGT / MZ



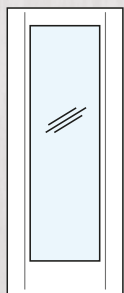
LGT / 1V-B



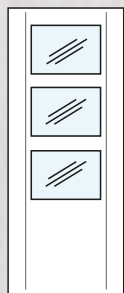
LGT / MZ



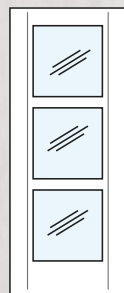
LGT / 1V



LGT / 1V-B



LGT / 3V



LGT / 3V-B



LGT / 4V-B

CROSS DOOR INLAID LIGHT WOOD

PORTE CROISÉE INCRUSTÉ DE BOIS CLAIR

MODELO LGT

PUERTA CRUZADA CON GRECA





# PUERTA PLAFONADA EN MADERA NATURAL

DOOR PLAFONED IN NATURAL WOOD / PORTE PLAQUÉE EN BOIS NATUREL

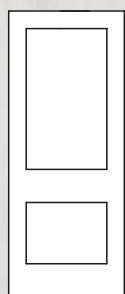




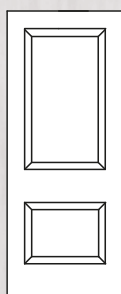


12 / MZ - M


12 / 6V - M



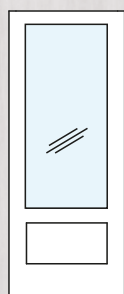
E12 / MZ




E12 / MZ - M



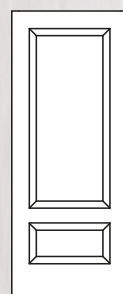
12 / MZ



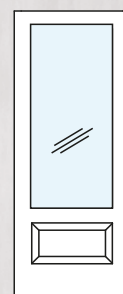
12 / 1V




12 / 6V



12 / MZ - M



12 / 1V - M



12 / 6V - M

**MODELO LINEA12**  
 PUERTA PLAFONADA CLÁSICA·12

*CLASSIC PLAFONED DOOR·12*  
 PORTE PLAQUÉE CLASSIQUE·12



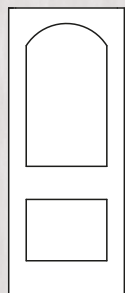
# PUERTA PLAFONADA EN MADERA NATURAL



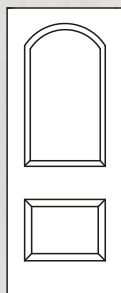
22 / MZ - M




22 / 6V - M




E22 / MZ



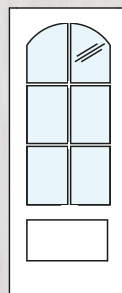
E22 / MZ - M




22 / MZ



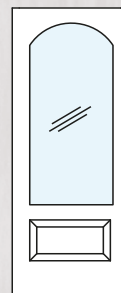
22 / 1V




22 / 6V



22 / MZ - M



22 / 1V - M



22 / 6V - M

CLASSIC PLAFONED DOOR-22

PORTE PLAQUÉE CLASSIQUE-22

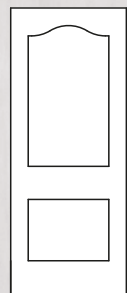
MODELO LINEA22

PUERTA PLAFONADA CLÁSICA-22

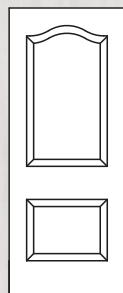


32 / MZ - M


32 / 6V - MZ




E32 / MZ




E32 - MZ - M



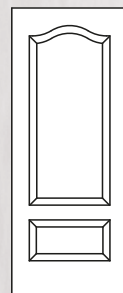
32 / MZ



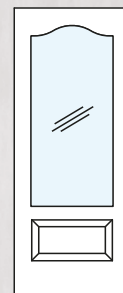
32 / 1V



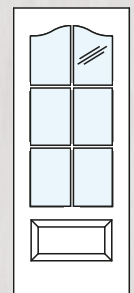
32 / 6V



32 / MZ - M



32 / 1V - M



32 / 6V - M

**MODELO LINEA32**  
 PUERTA PLAFONADA CLÁSICA-32

*CLASSIC PLAFONED DOOR-32*  
 PORTE PLAQUÉE CLASSIQUE-32




# PUERTA PLAFONADA EN MADERA NATURAL

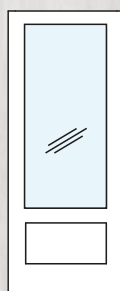


F2 / MZ


F2 / 1V



F2 / MZ



F2 / 1V



F2 / 6V

CLASSIC DOOR·F2

PORTE CLASSIQUE·F2


MODELO F2  
PUERTA CLÁSICA·F2





# MUESTRARIO DE MADERAS


## WOOD SAMPLES / ÉCHANTILLONS DE BOIS




**SAPELLY**  
SAPELLI / SAPELLY




**SAPELLY DB**  
SAPELLI DB / SAPELLY DB




**PINO PAÍS**  
PINE COUNTRY / PAYS DES PINS




**PINO MELIX**  
PINE MELIS / PINE MELIS




**ROBLE**  
OAK / CHÊNE




**ROBLE MF**  
OAK MF / CHÊNE MF




**NOGAL AMERICANO**  
WALNUT / NOYER



**HAYA VAPORIZADA**  
VAPORIZED BEECH / HÊTRE VAPORISÉ




**CEDRO**  
CEDAR / CÈDRE



**ETIMOE**  
ETIMOE / ETIMOE



**CEREZO**  
CHERRY TREE / CERISIER



**WENGUE**  
WENGUE / WENGUE

### TIPOS DE INCRUSTACIONES

TYPES OF INCRUSTATIONS / TYPES D'INCRUSTATIONS



Por motivos técnicos los colores representados en este catálogo pueden diferir de los colores originales.  
For technical reasons the colors represented in this catalog may differ from the original colors.  
Pour des raisons techniques, les couleurs représentées dans cette Le catalogue peut différer des couleurs d'origine.





A modern interior scene featuring a black lacquered door, a mirror, a lamp, and a bench. The door is the central focus, with a mirror above it and a lamp to its right. A black tufted bench with books and a vase sits in front of the door. The floor is a dark wood-look parquet.

# PUERTA PLANA LACADA

LACQUERED SMOOTH DOOR / PORTE LAQUÉE LISSE






# PUERTA PLANA LACADA




LAC / 3V




LAC / 4V-B



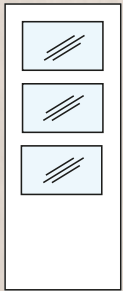
LAC / MZ



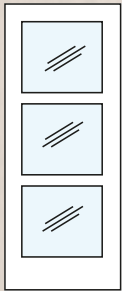
LAC / 1V



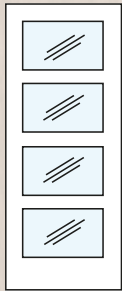
LAC / 1V-B



LAC / 3V



LAC / 3V-B



LAC / 4V

SMOOTH DOOR

PORTE LISSE


MODELO LISA  
PUERTA LISA



U-VL3 / MZ



U-VL3 / 3V-B



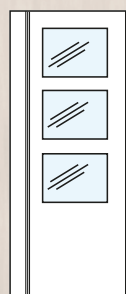
U-VL3 / MZ



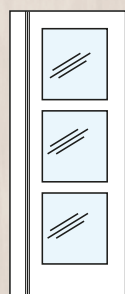
U-VL3 / 1V



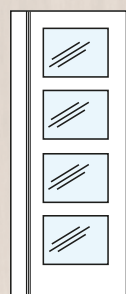
U-VL3 / 1V-B



U-VL3 / 3V



U-VL3 / 3V-B



U-VL3 / 4V-B

# MODELO U-VL3

PUERTA PANTOGRAFIADA·U-VL3

PANTOGRAPHED DOOR·U-VL3

PORTE PANTOGRAPHIÉE·U-VL3




# PUERTA PLANA LACADA



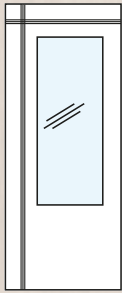
U-VX3 / 3V



U-VX3 / 4V



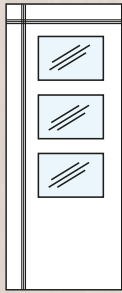
U-VX3 / MZ



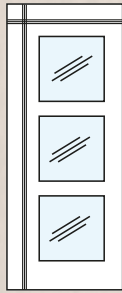
U-VX3 / 1V



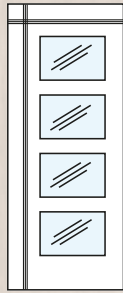
U-VX3 / 1V-B



U-VX3 / 3V



U-VX3 / 3V-B



U-VX3 / 4V

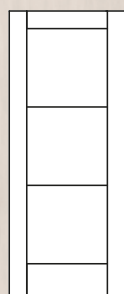
PANTOGRAPHED DOOR·U-VX3

PORTE PANTOGRAPHIÉE·U-VX3

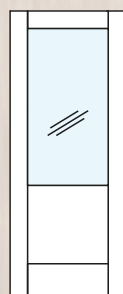
MODELO U-VX3  
PUERTA PANTOGRAFIADA·U-VX3



U-VP3 / MZ



U-VP3 / MZ



U-VP3 / 1V

**MODELO U-VP3**  
PUERTA PANTOGRAFIADA·U-VP3

*PANTOGRAPHED DOOR·U-VP3*  
*PORTE PANTOGRAPHIÉE·U-VP3*







U-MX4 / 1V



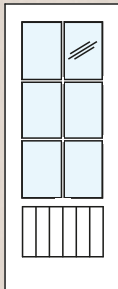
U-MX4 / 6V



U-MX4 / MZ



U-MX4 / 1V



U-MX4 / 6V

PANTOGRAPHED DOOR·U-MX4


PORTE PANTOGRAPHIÉE·U-MX4

MODELO U-MX4

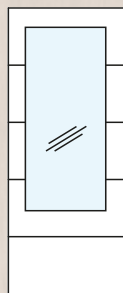
PUERTA PANTOGRAFIADA·U-MX4



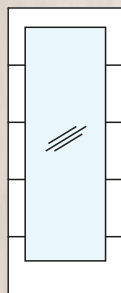
U-VT5 / MZ



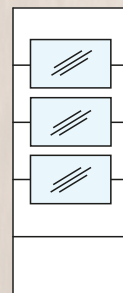
U-VT5 / MZ



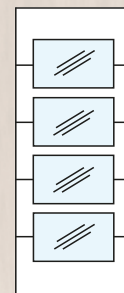
U-VT5 / 1V



U-VT5 / 1V-B



U-VT5 / 3V-B



U-VT5 / 4V-B

**MODELO U-VT5**

PUERTA PANTOGRAFIADA·U-VT5

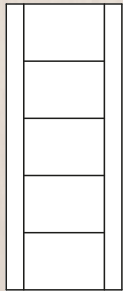
PANTOGRAPHED DOOR·U-VT5

PORTE PANTOGRAPHIÉE·U-VT5

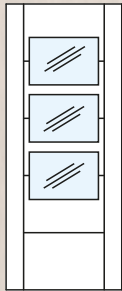




U-VP6 / MZ



U-VP6 / MZ



U-VP6 / 3V

PANTOGRAPHED DOOR·U-VP6

PORTE PANTOGRAPHIÉE·U-VP6


MODELO U-VP6  
PUERTA PANTOGRAFIADA·U-VP6



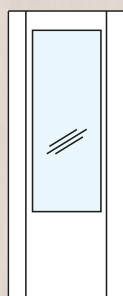
U-VP1 / MZ



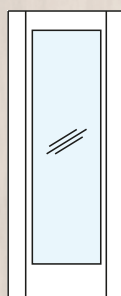
U-VP1 / 3V



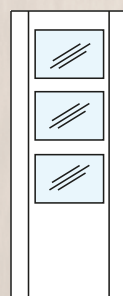
U-VP1 / MZ



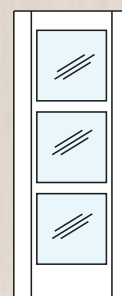
U-VP1 / 1V



U-VP1 / 1V-B



U-VP1 / 3V



U-VP1 / 3V-B

# MODELO U-VP1

PUERTA PANTOGRAFIADA·U-VP1

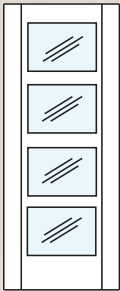
PANTOGRAPHED DOOR·U-VP1

PORTE PANTOGRAPHIÉE·U-VP1



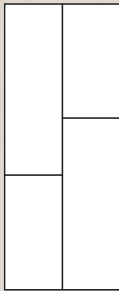


U-VP1 / 4V-B



U-VP1 / 4V-B

U-VT4 / MZ



U-VT4 / MZ

PANTOGRAPHED DOOR·U-VT4

PORTE PANTOGRAPHIÉE·U-VT4


MODELO U-VT4

PUERTA PANTOGRAFIADA·U-VT4

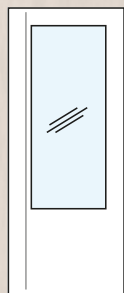


U-L-IN-1 / MZ

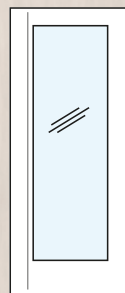
U-L-IN-1 / 3V-B



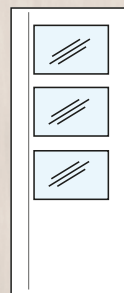
U-L-IN-1 / MZ



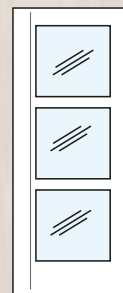
U-L-IN-1 / 1V



U-L-IN-1 / 1V-B



U-L-IN-1 / 3V



U-L-IN-1 / 3V-B



U-L-IN-1 / 4V-B

## MODELO U-L-IN-1

PUERTA LISA CON INCRUSTACIONES·U-L-IN-1

INLAID SMOOTH DOOR·U-L-IN-1

PORTE LISSE INCRUSTÉE·U-L-IN-1






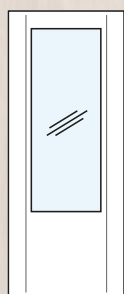
U-VML1 / MZ



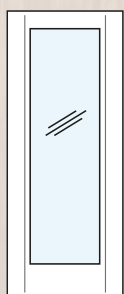
U-VML1 / 4V-B



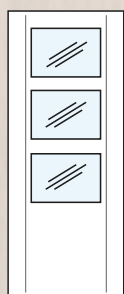
U-VML1 / MZ



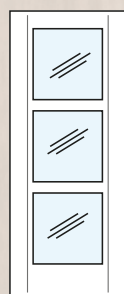
U-VML1 / 1V



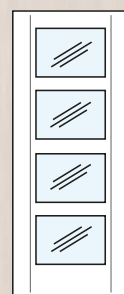
U-VML1 / 1V-B



U-VML1 / 3V



U-VML1 / 3V-B



U-VML1 / 4V-B

INLAID SMOOTH DOOR·U-VML1

PORTE LISSE INCRUSTÉE·U-VML1

MODELO U-VML1

PUERTA LISA CON INCRUSTACIONES·U-VML1

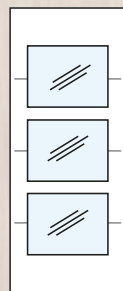


U-L-IN-3 / MZ

U-L-IN-3 / 3V-B



U-L-IN-3 / MZ



U-L-IN-3 / 3V-B

## MODELO U-L-IN-3

PUERTA LISA CON INCRUSTACIONES·U-L-IN-3

INLAID SMOOTH DOOR·U-L-IN-3

PORTE LISSE INCRUSTÉE·U-L-IN-3



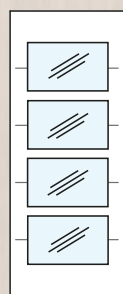


U-VMT5 / MZ

U-VMT5 / 4V-B



U-VMT5 / MZ



U-VMT5 / 4V-B

*INLAID SMOOTH DOOR·U-VMT5*

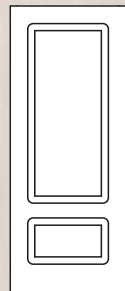
*PORTE LISSE INCRUSTÉE·U-VMT5*

**MODELO U-VMT5**


*PUERTA LISA CON INCRUSTACIONES·U-VMT5*



U12-ND / MZ



U12-ND / MZ



U12-ND / 1V

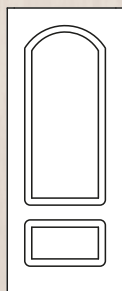
**MODELO U12-ND**  
*PUERTA CLÁSICA LACADA·U12-ND*

*CLASSIC LACQUERED DOOR·U12-ND*  
*PORTE LAQUÉE CLASSIQUE·U12-ND*






U22-ND / MZ



U22-ND / MZ



U22-ND / 1V

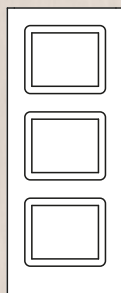
CLASSIC LACQUERED DOOR·U22-ND

PORTE LAQUÉE CLASSIQUE·U22-ND

MODELO U22-ND  
PUERTA CLÁSICA LACADA·U22-ND



U03-ND / MZ



U03-ND / MZ



U03-ND / 1V



U03-ND / 3V

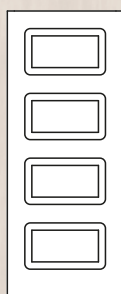
**MODELO U03-ND**  
*PUERTA MODERNA LACADA·U03-ND*

*MODERN LACQUERED DOOR·U03-ND*  
*PORTE LAQUÉE MODERNE·U03-ND*

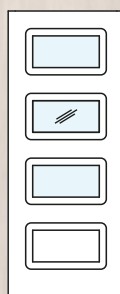




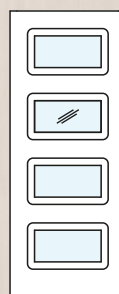
U04-ND / MZ



U04-ND / MZ



U04-ND / 3V



U04-ND / 4V

MODERN LACQUERED DOOR·U04-ND

PORTE LAQUÉE MODERNE·U04-ND

MODELO U04-ND

PUERTA MODERNA LACADA·U04-ND





# PUERTA MOLDED

MOLDED DOOR / PORTE MOULEE

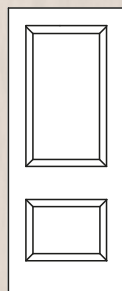




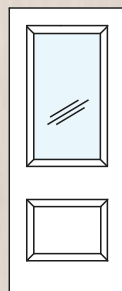
CARRARA / MZ




CARRARA / 1V



CARRARA / MZ



CARRARA / 1V



TERMINACIÓN LISA  
SMOOTH FINISH / FINITION LISSE

**MODELO CARRARA**  
PUERTA MOLDED CARRARA

*CARRARA MOLDED DOOR*  
*PORTE MOULURÉE CARRARA*





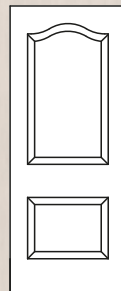
2-P CURVO / MZ




2-P CURVO / 1V



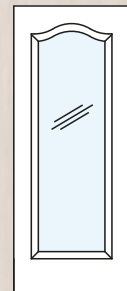
HUELLA DE MADERA  
WOOD FOOTPRINT / EMPREINTE BOIS



2-P CURVO / MZ



2-P CURVO / 1V



2-P CURVO / 1V-B

PORTE MOULÉE 2 PANNEAUX COURBÉS  
MOLDED DOOR 2 CURVED PANELS

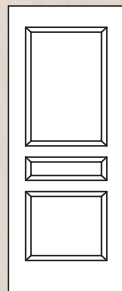
MODELO 2 PANELES CURVO  
PUERTA MOLDED 2 PANELES CURVO



3-P / MZ




3-P / 1V



3-P / MZ



3-P / 1V



TERMINACIÓN LISA  
SMOOTH FINISH / FINITION LISSE

**MODELO 3 PANELES**  
*PUERTA MOLDED 3 PANELES*

*MOLDED DOOR 3 PANELS*  
*PORTE MOULÉE 3 PANNEAUX*

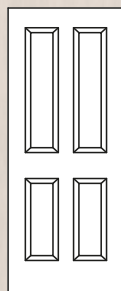





4-P / MZ



HUELLA DE MADERA  
WOOD FOOTPRINT / EMPREINTE BOIS



4-P / MZ



4-P / 2V

MOLDED DOOR 4 PANELS

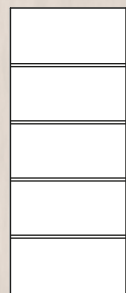
PORTE MOULÉE 4 PANNEAUX

MODELO 4 PANELES

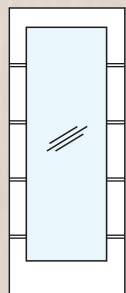
PUERTA MOLDED 4 PANELES




M-PANT-5 / MZ



M-PANT-5 / MZ



M-PANT-5 / 1V-B



TERMINACIÓN LISA  
SMOOTH FINISH / FINITION LISSE

**MODELO M-PANT-5**  
PUERTA MOLDED PANT-5

*PANT-5 MOLDED DOOR*  
*PORTE MOULURÉE PANT-5*





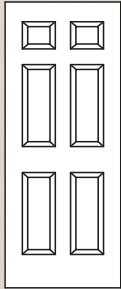
6-P / MZ



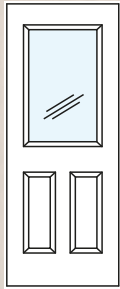
6-P / 1V



HUELLA DE MADERA  
WOOD FOOTPRINT / EMPREINTE BOIS



6-P / MZ



6-P / 1V

MOLDED DOOR 6 PANELS

PORTE MOULÉE 6 PANNEAUX

MODELO 6 PANELES

PUERTA MOLDED 6 PANELES





# PUERTA LAMINADA

LAMINATED DOOR / PORTE LAMINÉE






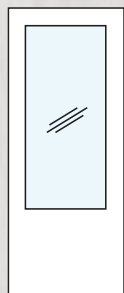
L-Lam / 1V



L-Lam / 4V-B



L-Lam / MZ



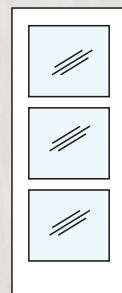
L-Lam / 1V



L-Lam / 1V-B



L-Lam / 3V



L-Lam / 3V-B



L-Lam / 4V-B

MODELO L-Lam  
PUERTA LISA

SMOOTH DOOR

PORTE LISSE



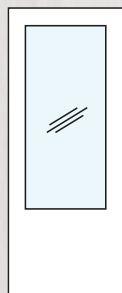


LT-Lam / MZ

LT-Lam / 4V-B



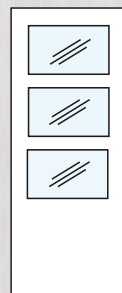
LT-Lam / MZ



LT-Lam / 1V



LT-Lam / 1V-B



LT-Lam / 3V



LT-Lam / 3V-B



LT-Lam / 4V-B

*TRANSVERSE SMOOTH DOOR*

*PORTE TRANSVERSALE LISSE*

**MODELO LT-Lam**  
*PUERTA LISA TRANSVERSAL*





# MUESTRARIO DE LAMINADOS

LAMINATES SAMPLE / ÉCHANTILLON DE LAMINÉS



Laminados disponibles en acabado liso o texturado.

Laminates available in smooth or textured finish. / Stratifiés disponibles en finition lisse ou texturée.



**ROBLE 6778**  
OAK / CHÊNE



**ROBLE 3413**  
OAK / CHÊNE



**ROBLE T 8002**  
OAK / CHÊNE



**CEREZO 4865**  
CEREZO / CERISIER



**CEREZO GRIS 4999**  
CHERRY GRAY / CERISE GRIS



**HAYA 4103**  
HAYA / HAYA



**HAYA T 8003**  
HAYA / HAYA



**NOGAL 5691**  
WALNUT / NOYER



**NOGAL 4197**  
WALNUT / NOYER




**NOGAL 4711**  
WALNUT / NOYER




**PINO 4102**  
PINE TREE / PINE




**LINO 3578**  
LINEN / LIN



**BLANCO  
CASTELLÓN**  
WHITE / BLANC




**BLANCO HUESO**  
WHITE BONE  
/ OS BLANC



**ARENA 5599**  
SAND / SABLE



**GRIS 5594**  
GRAY / GRIS



**NEGRO 0031**  
BLACK / NOIR

Por motivos técnicos los colores representados en este catálogo pueden diferir de los colores originales.

For technical reasons the colors represented in this catalog may differ from the original colors.

Pour des raisons techniques, les couleurs représentées dans cette Le catalogue peut différer des couleurs d'origine.







Mediante una combinación adecuada, de medidas y tipos de apertura (hojas abatibles y deslizantes) nuestra gama de armarios cubre todas las necesidades de la obra nueva y la rehabilitación.

By means of a suitable combination, of measures and types of opening (swinging and sliding doors) our range of cabinets covers all the needs of the new work and the rehabilitation.

Au moyen d'une combinaison appropriée de mesures et de types d'ouverture (portes battante et coulissante), notre gamme d'armoires couvre tous les besoins du nouveau travail et de la réhabilitation.





# PUERTAS RFs Y ACÚSTICAS

RF AND ACOUSTIC DOORS / PORTES RF ET ACOUSTIQUES



30, 60, 90 min.  
BS 476 - UNE EN1634 - 1




21dB - 41dB




La marca de la gestión forestal responsable  
FSC® C106585







**CERCO RECTO**  
STRAIGHT FENCE / CLÔTURE DROITE




**CERCO RECTO CON BURLETE**  
STRAIGHT FENCE WITH WEATHERSTRIP  
CLÔTURE DROITE AVEC BANDE MÉTÉO



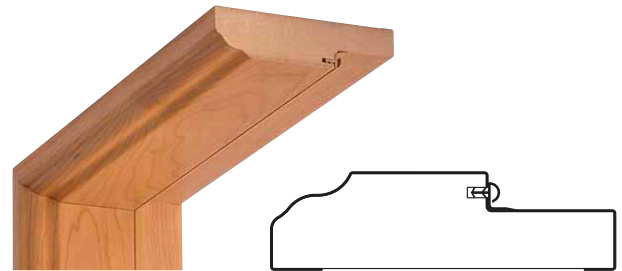
**CERCO RECTO REGULABLE**  
ADJUSTABLE STRAIGHT FENCE  
CLÔTURE DROITE RÉGLABLE



**CERCO RECTO REGULABLE CON BURLETE**  
STRAIGHT ADJUSTABLE FENCE WITH WEATHERSTRIP  
CLÔTURE DROITE RÉGLABLE AVEC BANDE MÉTÉO



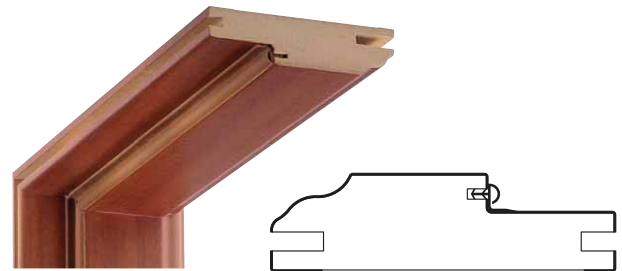
**CERCO MOLDURADO**  
MOLDED FENCE / CLÔTURE MOULÉE



**CERCO MOLDURADO CON BURLETE**  
MOLDED FENCE WITH WEATHERSTRIP  
CLÔTURE MOULÉE AVEC BANDE MÉTÉO




**CERCO MOLDURADO REGULABLE**  
MOLDED ADJUSTABLE FENCE  
CLÔTURE MOULÉE RÉGLABLE

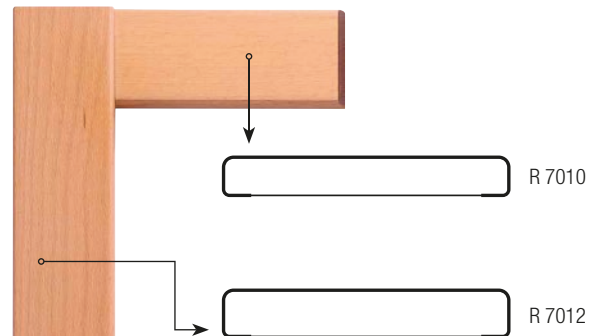


**CERCO MOLDURADO REGULABLE CON BURLETE**  
MOLDED ADJUSTABLE FENCE WITH WEATHERSTRIP  
CLÔTURE MOULÉE RÉGLABLE AVEC BANDE MÉTÉO

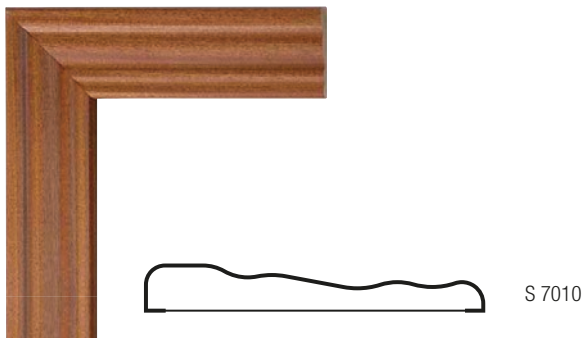





**MOLDURA RECTA**  
STRAIGHT MOLDING / MOULURE DROITE



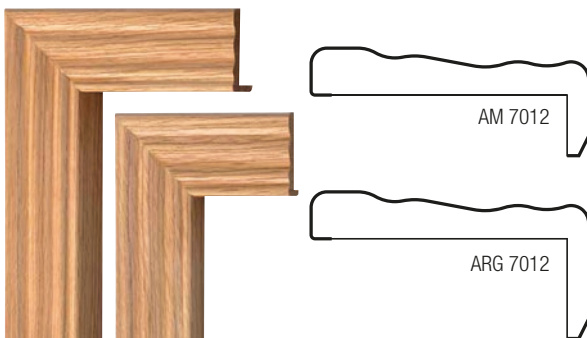
**MOLDURA MOLDURADA**  
MOLDED MOLDING / MOULAGE MOULÉ




**MOLDURA STANDARD**  
STANDARD MOLDING / MOULURE STANDARD



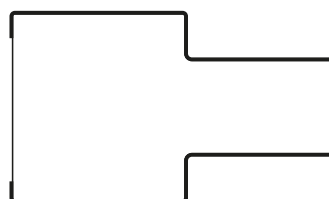
**MOLDURA STANDARD**  
STANDARD MOLDING / MOULURE STANDARD



**MOLDURA MOLDURADA EXTENSIBLE**  
EXTENDABLE MOLDING MOLDED  
MOULURE EXTENSIBLE MOULÉE



**MOLDURA RECTA EXTENSIBLE**  
STRAIGHT EXTENDABLE MOLDING  
MOULURE DROITE EXTENSIBLE



**MANGUETÓN (MS)**  
MANGUETÓN (MS) / MANGUETÓN (MS)



**CERRADURA DE 1 PUNTO**  
1 POINT LOCK / SERRURE DE 1 POINT



**CERRADURA DE SEGURIDAD**  
SAFETY LOCK / SERRURE DE SÉCURITÉ



JANEIRO



RECTA





UXAMA





# MANILLAS DE PUERTAS

DOOR HANDLES / POIGNÉES DE PORTE









**BISAGRA OCULTA**  
HIDDEN HINGE / CHARNIÈRE CACHÉE



**DETALLE DE PERNIO**  
HINGE DETAIL / DÉTAIL DE CHARNIÈRE



**BISAGRA OCULTA**  
HIDDEN HINGE / CHARNIÈRE CACHÉE




**DETALLE DE PANTOGRAFIADO V**  
V PANTOGRAPH DETAIL  
DÉTAIL PANTOGRAPHE V



**DETALLE DE TABLERO MDF**  
MDF BOARD DETAIL  
DÉTAIL DU PANNEAU MDF



**DETALLE DE PANTOGRAFIADO CURVO**  
CURVED PANTOGRAPH DETAIL  
DÉTAIL PANTOGRAPHE INCURVÉ



**DETALLE INCRUSTACIÓN DE ALUMINIO**  
DÉTAIL INCRUSTATION EN ALUMINIUM / DETAIL ALUMINIUM INLAY

